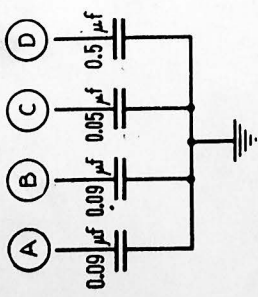
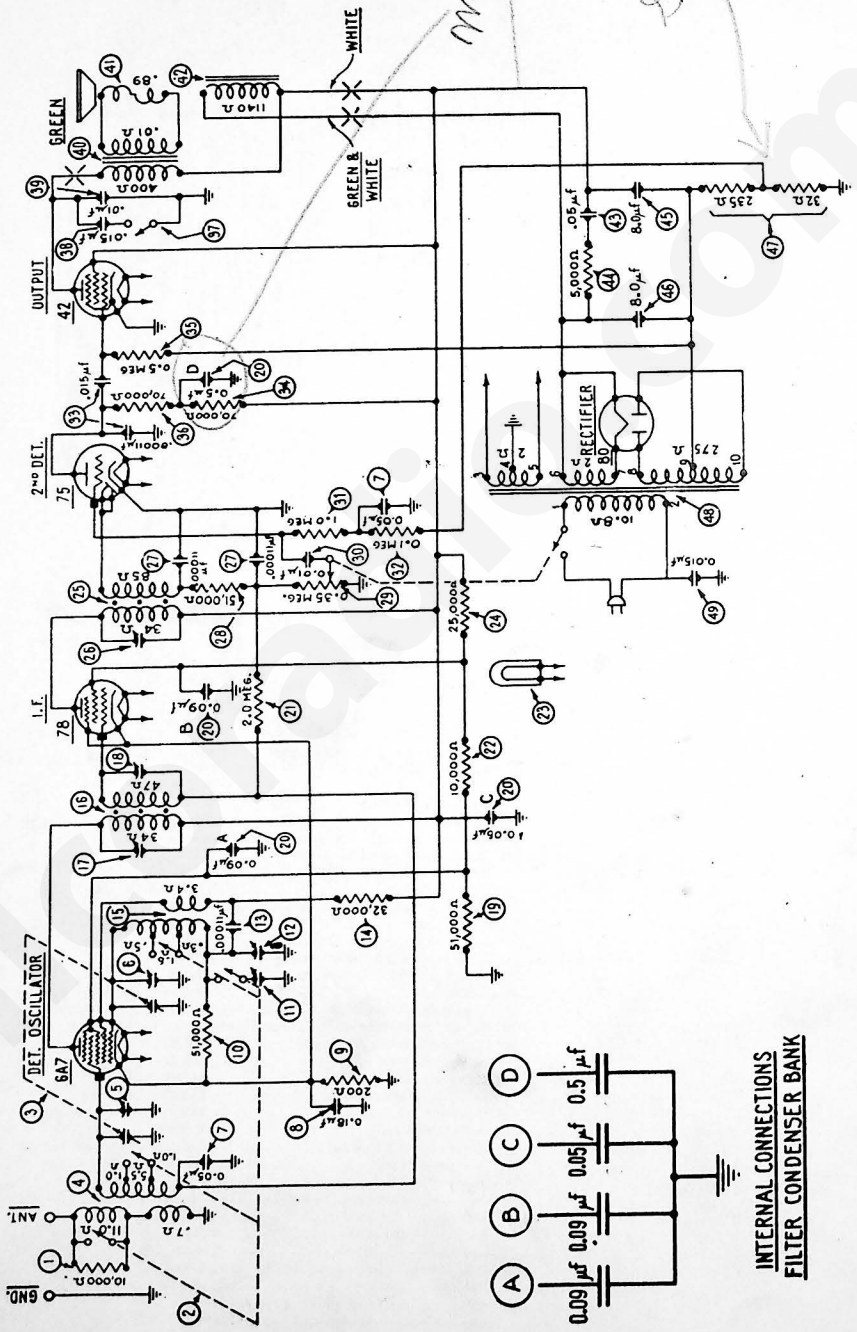
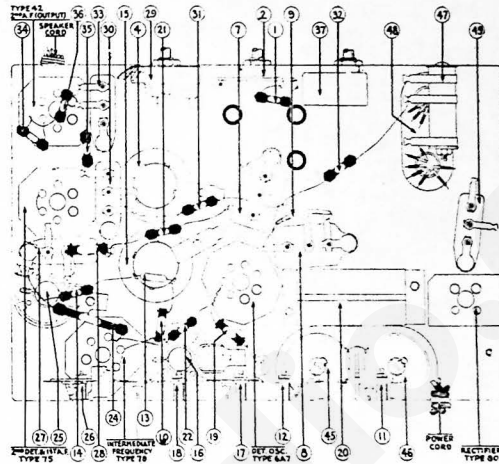


Model 60



**INTERNAL CONNECTIONS
FILTER CONDENSER BANK**

MODEL 60



REPLACEMENT PARTS FOR MODEL 60

No. on Figs.	Description	Part No.	No. on Figs.	Description	Part No.
①	Resistor (10,000) (Brown-Black-Orange)	4412	⑩	Resistor (51,000) (Green-Brown-Orange)	4518
②	Wave-Band Switch	42-1001	⑪	Compensating Condenser (Osc.; L. F.; Police Band)	04000-S
③	Tuning Condenser Assembly	31-1006	⑫	Compensating Condenser (Osc.; L. F.; Broadcast Band)	04000-S
④	Antenna Transformer	32-1047	⑬	Condenser (.00011)	4519
⑤	Compensating Condenser (Ant.; H. F.; Part of ③)		⑭	Resistor (32,000) (Orange-Red-Orange)	5279
⑥	Compensating Condenser (Osc.; H. F.; Part of ③)		⑮	Oscillator Transformer	32-1048
⑦	Condenser (Double) (.05-.05)	3615-AJ	⑯	First I. F. Transformer	32-1049
⑧	Condenser (.18)	4989-Z	⑰	Compensating Cond. (1st I. F. Primary)	04000-M
⑨	Resistor (Flexible Wire-Wound) (200) (Red-Black-Brown)	7217	⑱	Compensating Cond. (1st I. F. Secondary)	04000-A
⑩	Resistor (51,000) (Green-Brown-Orange)	4518	⑳	Resistor (51,000) (Green-Brown-Orange)	4518
⑪	Compensating Condenser (Osc.; L. F.; Police Band)	04000-S	㉑	Filter Condenser Bank	30-4013
⑫	Compensating Condenser (Osc.; L. F.; Broadcast Band)	04000-S	㉒	Resistor (2 meg.) (Red-Black-Green)	5872
⑬	Condenser (.00011)	4519	㉓	Resistor (10,000) (Brown-Black-Orange)	4412
⑭	Resistor (32,000) (Orange-Red-Orange)	5279	㉔	Pilot Lamp (Station Selector)	6608
⑮	Oscillator Transformer	32-1048	㉕	Resistor (25,000) (Red-Green-Orange)	3656
⑯	First I. F. Transformer	32-1049	㉖	Second I. F. Transformer	32-1050
⑰	Compensating Cond. (1st I. F. Primary)	04000-M	㉗	Compensating Cond. (2nd. I. F. Primary)	04000-M
⑱	Compensating Cond. (1st I. F. Secondary)	04000-A	㉘	Condenser (Double) (.00011-.00011)	8035-B
⑳	Resistor (51,000) (Green-Brown-Orange)	4518	㉙	Resistor (51,000) (Green-Brown-Orange)	4518
㉑	Filter Condenser Bank	30-4013	㉚	Volume Control and "On-Off" Switch	33-5006
㉒	Resistor (2 meg.) (Red-Black-Green)	5872	㉛	Condenser (.01)	3903-AP
㉓	Resistor (10,000) (Brown-Black-Orange)	4412	㉜	Resistor (1.0 meg.) (Brown-Black-Green)	4409
㉔	Pilot Lamp (Station Selector)	6608	㉝	Resistor (.1 meg.) (White-White-Orange)	4411
㉕	Resistor (25,000) (Red-Green-Orange)	3656	㉞	Condenser (Double) (.00011-.015)	8035-D
㉖	Second I. F. Transformer	32-1050	㉟	Resistor (70,000) (Violet-Black-Orange)	5385
㉗	Compensating Cond. (2nd. I. F. Primary)	04000-M	㊱	Resistor (.5 meg.) (Yellow-White-Yellow)	4517
㉘	Condenser (Double) (.00011-.00011)	8035-B	㊲	Resistor (70,000) (Violet-Black-Orange)	5385
㉙	Resistor (51,000) (Green-Brown-Orange)	4518	㊳	Tone Control	30-4008
㉚	Volume Control and "On-Off" Switch	33-5006	㊴	Condenser (Part of ㉞) (.015)	
㉛	Condenser (.01)	3903-AP	㊵	Condenser (Part of ㉞) (.01)	
㉜	Resistor (1.0 meg.) (Brown-Black-Green)	4409	㊶	Output Transformer	32-7019
㉝	Resistor (.1 meg.) (White-White-Orange)	4411	㊷	Voice Coil and Cone Assembly	36-3014
㉞	Condenser (Double) (.00011-.015)	8035-D	㊸	Speaker Field, assembled with Pot (S-7)	36-3037
㉟	Resistor (70,000) (Violet-Black-Orange)	5385	㊹	Condenser (Electrolytic) (8.0)	7558
㊱	Resistor (.5 meg.) (Yellow-White-Yellow)	4517	㊺	Condenser (Electrolytic) (8.0)	7558
㊲	Resistor (70,000) (Violet-Black-Orange)	5385	㊻	Resistor (Wire-Wound)	7998
㊳	Tone Control	30-4008	㊼	Power Transformer (50-60 ~)	8046
㊴	Condenser (Part of ㉞) (.015)		㊽	Condenser (.015)	3793-W
㊵	Condenser (Part of ㉞) (.01)		㊾	Tube Shield	28-1107
㊶	Output Transformer	32-7019	㊿	Four-Prong Tube Socket	7544
㊷	Voice Coil and Cone Assembly	36-3014		Six-Prong Tube Socket	7547
㊸	Speaker Field, assembled with Pot (S-7)	36-3037		Seven-Prong Tube Socket	27-6005
㊹	Condenser (Electrolytic) (8.0)	7558			
㊺	Condenser (Electrolytic) (8.0)	7558			
㊻	Resistor (Wire-Wound)	7998			
㊼	Power Transformer (50-60 ~)	8046			
㊽	Condenser (.015)	3793-W			
㊾	Tube Shield	28-1107			
㊿	Four-Prong Tube Socket	7544			